
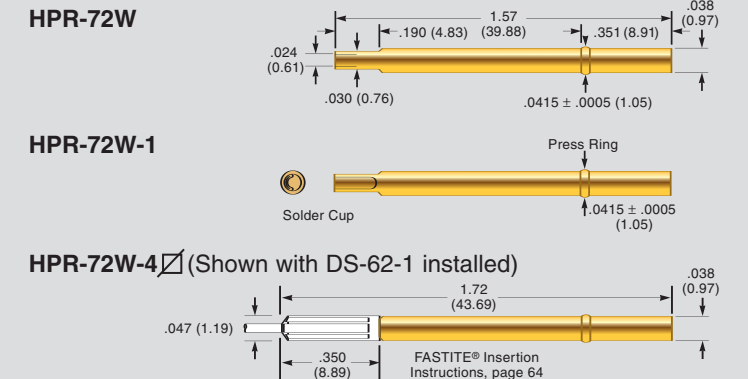


TO ORDER, CALL 909-625-9390

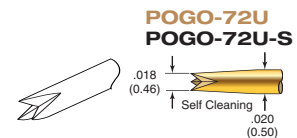
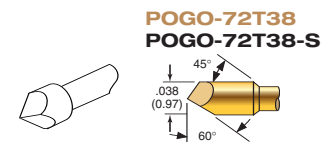
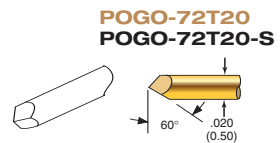
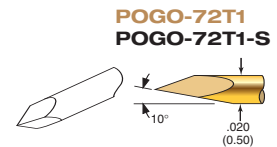
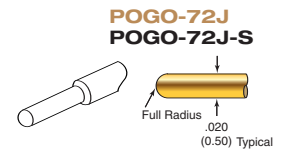
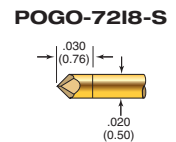
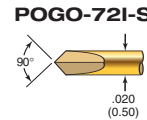
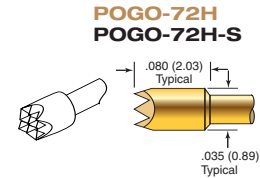
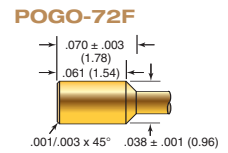
Probe Specifications	POGO-72	POGO-72 Steel
Mechanical		
Full Travel:	.250 (6.35)	.250 (6.35)
Recommended Working Travel:	.167 (4.24)	.167 (4.24)
Mechanical Life Exceeds:	1 x 10 ⁶ cycles	1 x 10 ⁶ cycles
Operating Temperature	-55°C to +105°C	-55°C to +105°C
Consult factory for other temperature requirements, and applications below -40° C.		
Electrical (Static Conditions)		
Current Rating:	3 amps	3 amps
Maximum continuous current, non-inductive at working travel		
Average Probe Resistance	15 mΩ	15 mΩ
Materials and Finishes		
Plunger:	Heat-treated beryllium copper, gold-plated over hard nickel	Heat-treated tool steel, gold-plated over hard nickel
Barrel:	Work-hardened beryllium copper, HPA-GOLD™ plated (I.D. and O.D.) over hard nickel	Work-hardened beryllium copper, HPA-GOLD™ plated (I.D. and O.D.) over hard nickel
Spring:	Music wire	Music wire
Ball:	Stainless steel	Stainless steel

Receptacle Specifications		
Mounting Hole Size:	.039 (0.99)	.039 (0.99)
A #61 drill is most commonly used.		
Recommended Wire Gauge:	28-30 AWG	28-30 AWG
Connections:	HPR-72W Crimp (To order with 30 inches of 28 or 30 AWG wire attached, add -28 or -30 to model number). HPR-72W-1 Solder cup HPR-72W-4 FASTITE™ wire termination (30 AWG only), max. insulation diameter = .019 (0.48), wire strip length = .125 (3.2) DS-62-1 Insulation sleeve for HPR-72W-4. One sleeve is provided with each FASTITE™ receptacle at no charge. Consult factory for price/delivery on additional quantities.	HPR-72W Crimp (To order with 30 inches of 28 or 30 AWG wire attached, add -28 or -30 to model number). HPR-72W-1 Solder cup HPR-72W-4 FASTITE™ wire termination (30 AWG only), max. insulation diameter = .019 (0.48), wire strip length = .125 (3.2) DS-62-1 Insulation sleeve for HPR-72W-4. One sleeve is provided with each FASTITE™ receptacle at no charge. Consult factory for price/delivery on additional quantities.
Materials and Finishes	Work-hardened beryllium copper, HPA-Gold™ plated (I.D. and O.D.) over hard nickel.	Work-hardened beryllium copper, HPA-Gold™ plated (I.D. and O.D.) over hard nickel.

Spring Force in oz. (grams)		
Spring Type	Preload	2/3 Travel
To order, add dash number to Model Number.		
Light	-2 0.35 (10)	2.0 (57)
Standard	-4 1.05 (30)	4.0 (113)
Alternate	-6 2.63 (75)	6.0 (170)
Elevated	-7 2.05 (58)	7.0 (198)
High	-8 1.48 (42)	8.0 (227)
Ultra High	-10 3.32 (94)	10.0 (283)
Optional spring forces and materials are available.		



NOTE: To order in steel, include a -S after model #, i.e. POGO-72H-2-S



Loaded PCB Test Probes



Actual Size