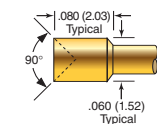
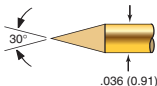


TO ORDER, CALL 909-625-9390

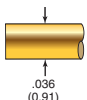
POGO-25A POGO-25A-S



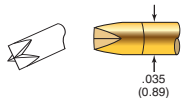
POGO-25B POGO-25B-S



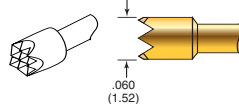
POGO-25C



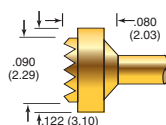
POGO-25FL-S



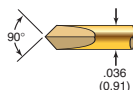
POGO-25H POGO-25H-S



POGO-25HM



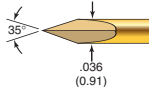
POGO-25I POGO-25I-S




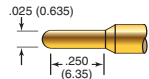
POGO-25I8-S



POGO-25I35-S



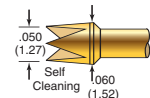
POGO-25J POGO-25J-S



POGO-25
Patented

NOTE: To order in steel, include a -S after model #, i.e. POGO-25H-2-S

POGO-25L POGO-25L-S



Probe Specifications POGO-25 POGO-25 Steel

Probe Specifications	POGO-25	POGO-25 Steel
Mechanical		
Full Travel:	.250 (6.35)	.250 (6.35)
Recommended Working Travel:	.167 (4.24)	.167 (4.24)
Mechanical Life Exceeds:	1 x 10 ⁶ cycles	1 x 10 ⁶ cycles
Operating Temperature	-55°C to +105°C	-55°C to +105°C
Consult factory for other temperature requirements, and applications below -40° C.		
Electrical (Static Conditions)		
Current Rating:	8 amps	8 amps
Maximum continuous current, non-inductive at working travel		
Average Probe Resistance	8 mΩ	8 mΩ
Materials and Finishes		
Plunger:	Heat-treated beryllium copper, gold-plated over hard nickel	Heat-treated tool steel, gold-plated over hard nickel
Barrel:	Work-hardened phosphor bronze, HPA-GOLD™ plated (I.D. and O.D.) over hard nickel	Work-hardened phosphor bronze, HPA-GOLD™ plated (I.D. and O.D.) over hard nickel
Spring:	Music wire	Music wire
Ball:	Stainless steel	Stainless steel

Receptacle Specifications

Mounting Hole Size:	.067/.069 (1.7/1.75)	.067/.069 (1.7/1.75)
A #51 or 1.75 mm drill is most commonly used.		
Recommended Wire Gauge:	22-26 AWG	22-26 AWG
Connections:	SPR-25W Crimp or push-on termination (AMP terminal 60983-1 or equivalent) SPR-25W-1 Solder cup SPR-25W-2 Wire wrap/square post. Vacuum leak rate not to exceed 1 x 10 ⁻⁴ CFM @ 15 psi SPR-25W-3 Connector pin/round post	SPR-25W Crimp or push-on termination (AMP terminal 60983-1 or equivalent) SPR-25W-1 Solder cup SPR-25W-2 Wire wrap/square post. Vacuum leak rate not to exceed 1 x 10 ⁻⁴ CFM @ 15 psi SPR-25W-3 Connector pin/round post

Materials and Finishes	POGO-25	POGO-25 Steel
Housing:	Work-hardened nickel silver, gold plated over hard nickel	Work-hardened nickel silver, gold plated over hard nickel
Round Post:	Phosphor bronze, gold plated	Phosphor bronze, gold plated
Square Post:	Phosphor bronze, gold plated	Phosphor bronze, gold plated

Loaded PCB Test Probes



Actual Size

TO ORDER, CALL 909-625-9390

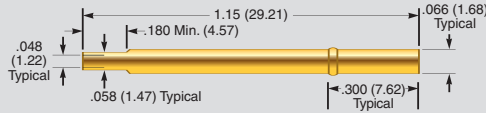
Spring Force in oz. (grams)		
Spring Type	Preload	2/3 Travel

To order, add dash number to Model Number.


Light	-2	0.99 (20)	2.0 (57)
Standard	-4	1.46 (41)	4.0 (114)
Alternate	-6	3.39 (96)	6.0 (170)
Elevated	-6.5	2.42 (69)	6.5 (184)
High	-8	2.98 (84)	8.0 (227)
Ultra High	-10	2.60 (74)	10.0 (283)
Super	-16	4.49 (127)	16.0 (455)

Optional spring forces and materials are available.


SPR-25W



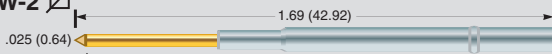
SPR-25W-1



SPR-25W-2



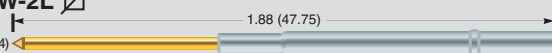
EPR-25W-2



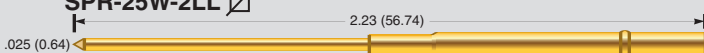
SPR-25W-2L



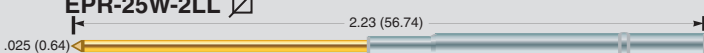
EPR-25W-2L




SPR-25W-2LL



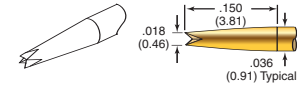
EPR-25W-2LL



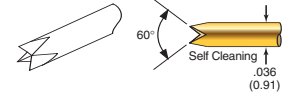
SPR-25W-3



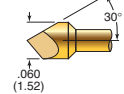
POGO-25L18 POGO-25L18-S



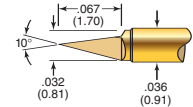
POGO-25L36 POGO-25L36-S



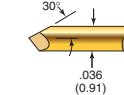
POGO-25T POGO-25T-S



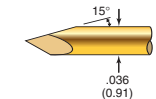
POGO-25T1-S



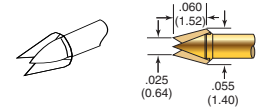
POGO-25T30 POGO-25T30-S



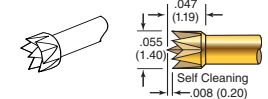
POGO-25T36 POGO-25T36-S



POGO-25UN POGO-25UN-S



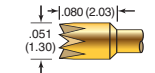
POGO-25V POGO-25V-S



POGO-25Z POGO-25Z-S



POGO-25Z1 POGO-25Z1-S



Loaded PCB Test Probes